

22 - 23. March 2023



Workshop MSCA Doctoral Networks and Twinning: Advanced Materials & Processes and Artificial Intelligence for Sustainability



How to use the matchmaking Platform





Workshop MSCA Doctoral Networks and Twinning: Advanced Materials & Processes and Artificial Intelligence for Sustainability on 22 - 23. March 2023

IMPORTANT NOTE

- The matchmaking takes place on the Brella platform and is **open from now on until 28 November 2023**.



Joining Brella

- To create an account on the matchmaking platform, **click on the link in the email your received from Brella** or join the event through your mobile application by pasting the code down below.
- Please note: Your personalized link **can only be used once** for creating your account on the platform. After that, **you will be able to log in to your account on <https://next.brella.io> whenever you want.**

Your invite

Event starts on: [REDACTED]

Available seats: 1

If you've purchased multiple seats, your colleagues can join using the same code.

JOIN THE EVENT

If the button above doesn't work, please, copy and paste this link into your browser: <https://next.brella.io/join/POWBBF>

Or open the app, click join new event, and paste the following code to join:

POWBBF

If you have not received your invitation email from Brella, please contact us at: mohajerani@bayfor.org.



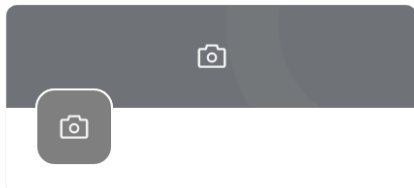
Creating your account on Brella

- After opening the invitation link, you'll be able to create an account either via **your business email address** or via a **Google email address**.

Creating your account on Brella

- Please **create your profile** incl.
 - ✓ Your first and last name
 - ✓ Your job title and company
 - ✓ Your e-mail address (**please make it visible for other participants to facilitate matchmaking** – this can be done in the “**Accounts settings**” of your account at a later stage)
 - ✓ If you want to: a nice picture 😊
- Define your **password**.

Profile and cover photo



Name

* First name

* Last name

Password

* Password

* Password

* Confirm password

Company

* Job title

* Company / Organization

Finish

Cancel / Change email



Creating your account on Brella

- In the next step, **please agree to the terms of use.**



Terms of use

BRELLA SERVICE - ATTENDEE TERMS

Latest update 18 November 2021.

Welcome to use Brella service (hereinafter "Service"), which is provided to you as an event attendee (hereinafter "Attendee" or "you") by Brella Ltd.

Brella Ltd. (business ID 2765076-7) is a limited liability company formed under Finnish law, which has its principal office at c/o Maria01 Lapinlahdenkatu 16, 00180 Helsinki Finland (hereinafter "we" or "Company").

An Attendee may participate in professional events (hereinafter "Event" or "Events") arranged by organizers using the Service (hereinafter "Organizer"). The sponsor users of the Service (hereinafter "Sponsor") may use the Service to sponsor Events.

These terms (hereinafter "Attendee Terms") apply to the legal

I confirm that I have read and accept the terms of use

Continue

Log out



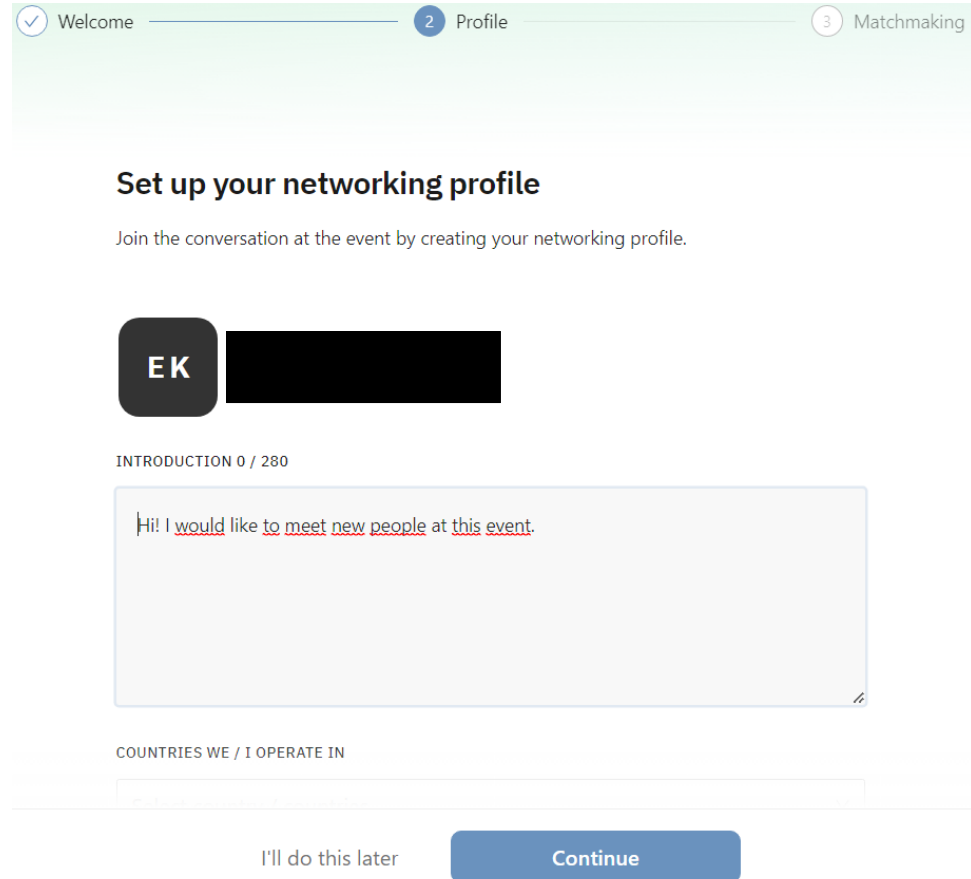
Creating your account on Brella

- After agreeing to the data protection regulation, please **click on the ‘Get Started’ Button.**

The screenshot shows the Brella platform interface. At the top, there is a progress bar with three steps: 1 Welcome, 2 Profile, and 3 Matchmaking. Below the progress bar, there is a header with the Bavarian Research Alliance logo and the Bavarian State logo. The main content area features a banner for the 'Workshop MSCA Doctoral Networks and Twinning: Advanced Materials & Processes and Artificial Intelligence for Sustainability' held on 22 & 23 March 2023. Below the banner, the text reads 'Welcome to Workshop MSCA Doctoral Networks and Twinning'. Underneath, there are fields for 'Dates' (redacted) and 'Type' (Hybrid Event). A paragraph of text explains the purpose of the account creation: 'To help you meet the most relevant people who can help you achieve your goals, let's first create your networking profile. Brella's matchmaking with artificial intelligence will then suggest people you may want to meet.' At the bottom, a blue button labeled 'Get started' is circled in blue.

Profile Set-up

- Create your **own networking profile**:
- ✓ Under “**Introduction**”, please describe shortly **your expertise and/or that of your organization**.
- ✓ Indicate which **country/countries** you are operating in.
- You can also skip this step and do it later on by clicking on “**Edit Profile**” and/or “**Account Settings**”, but this step is necessary to be able to use the matchmaking functionalities.



The screenshot shows a three-step process: 1. Welcome, 2. Profile, and 3. Matchmaking. The 'Profile' step is active. The main heading is 'Set up your networking profile'. Below it, a sub-heading says 'Join the conversation at the event by creating your networking profile.' There is a profile picture placeholder with the initials 'EK' and a blacked-out name. Below that, the 'INTRODUCTION 0 / 280' section contains a text box with the text 'Hi! I would like to meet new people at this event.' At the bottom, there is a section for 'COUNTRIES WE / I OPERATE IN' with a dropdown menu. Two buttons are at the bottom: 'I'll do this later' and 'Continue'.



Networking profile

- Please select your:
 - **type of participant** (please choose only one option, e.g. university, research facility, SME, etc.)
 - as well as your **preferred role(s)** in future projects (you can chose several options):
- ✓ Coordinator, looking for partner(s)
- ✓ Partner, looking for coordinator
- ✓ Partner, looking for partner(s)

1 Welcome — 2 Profile — 3 Matchmaking

Select your interests

Once you finish selecting your interests and goals, you'll be matched up with the most relevant people attending this event.

Search

Type of participant

University (of applied science) Research facility

Large-scale enterprise Small & medium-sized enterprises

Public body Consultant Other

Role

coordinator, looking for partner(s) partner, looking for coordinator

partner, looking for partner(s)



Networking profile

- **Please select the topics you are interested in (you can select as many as you want)**

Battery

HORIZON-CL5-2023-D2-01-01: Technologies for sustainable, cost-efficient and low carbon footprint downstream processing & production of battery-grade materials (Batt4EU Partnership)

HORIZON-CL5-2023-D2-01-02: New processes for upcoming recycling feeds (Batt4EU Partnership)

Hydrogen

HORIZON-CL5-2023-D1-01-03: Climate impacts of a hydrogen economy

HORIZON-CL5-2023-D2-01-06: Open Pilot Line/Test Bed for hydrogen

ERA-MIN

Interest

Topic 2. Strengthening the Circular Economy

Topic 3. Processing, Production and ICT

Topic 4. Environmental assessment, climate and policy development for sustainability

Topic 5. Social sustainability in health, safety and public perception

M-ERA.NET

M-ERA.NET will launch the Call 2023 in early March

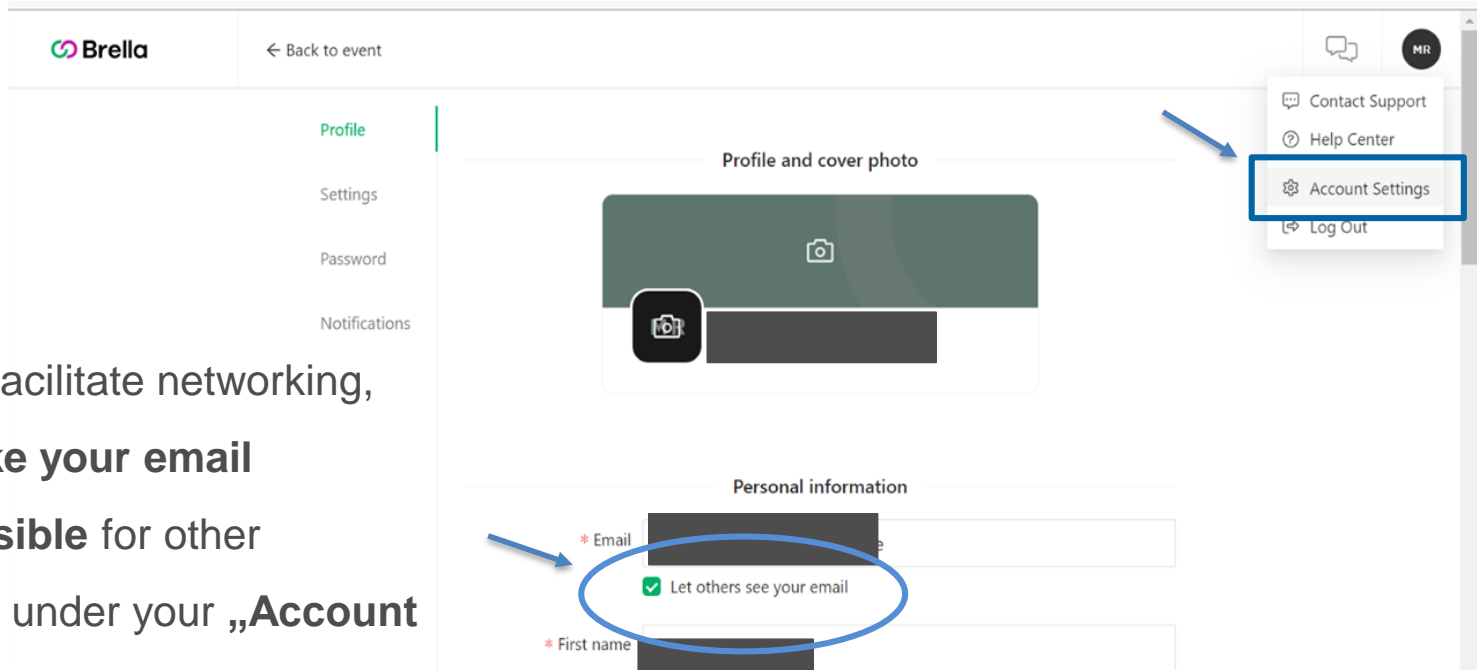
Event Home screen in Brella

- You now reach the **Event Home screen**, with the following options on the left-hand side:
 - ✓ Event Home
 - ✓ People
 - ✓ Resources
 - ✓ Agenda of the event on 14 February 2023 (please note that the **information part of the event is taking place on the GoToWebinar platform!**)



The screenshot shows the Brella Event Home screen for the Workshop MSCA Doctoral Networks and Twinning event. The left-hand side features a navigation menu with the following options: Event Home (highlighted), People, Schedule, and Agenda 22-23.03. The main content area displays the event title, logos for the Bavarian Research Alliance, BAYHOST, and the Bayerisch-Tschechische Hochschulagentur / Česko-bavorská vysokolekolská agentura. The event dates are 22 & 23 March 2023. The background features a blue and white abstract graphic of a network or data flow.

Making your email address visible for other participants



The screenshot shows the Brella user interface. On the left is a navigation menu with 'Profile', 'Settings', 'Password', and 'Notifications'. The main content area is titled 'Profile and cover photo' and 'Personal information'. In the 'Personal information' section, there are input fields for 'Email' and 'First name'. A checkbox labeled 'Let others see your email' is checked and circled in blue. A blue arrow points to this checkbox. Another blue arrow points to the 'Account Settings' option in a dropdown menu on the right side of the page.

- In order to facilitate networking, please **make your email address visible** for other participants under your „**Account Settings**“.
- On this page, you can also insert your social media profiles and/or infos on your organisation.



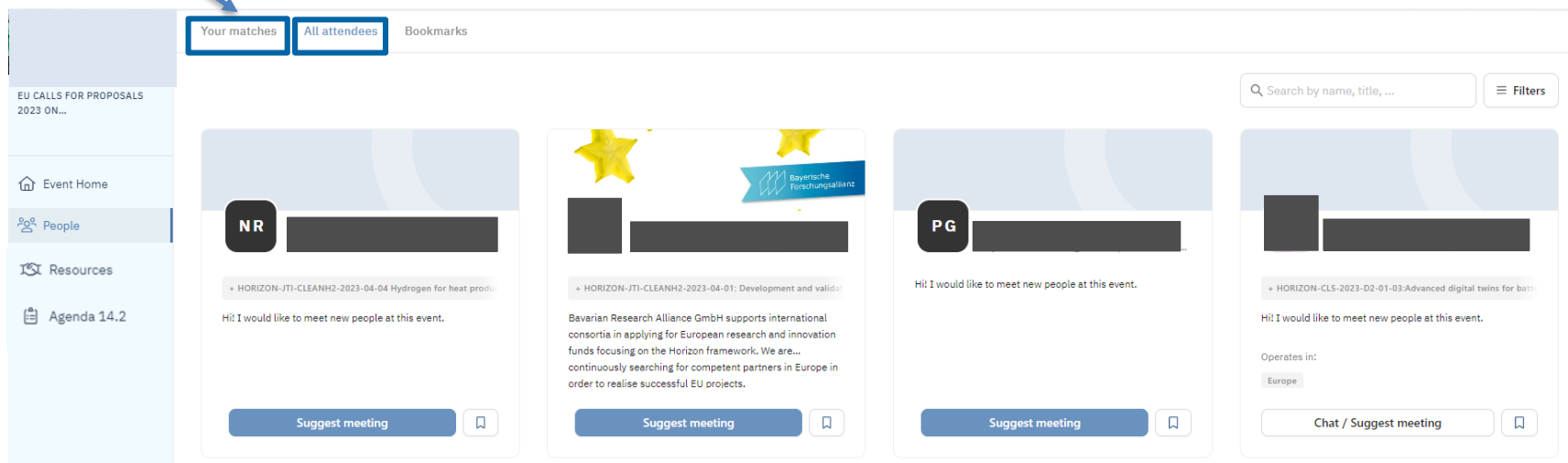
Back to Event Home screen in Brella

- In case you didn't finalize your networking set-up, you'll be able to do so by following the instructions under the category *people*
- If you've already finished your set-up, you can start your matchmaking under the **same category**.

The screenshot shows the Brella platform interface for an event. On the left is a navigation sidebar with options: Event Home, People (highlighted), Schedule, and Agenda 22-23.03. The main content area features the event title 'Workshop MSCA Doctoral Networks and Twinning: Advanced Materials & Processes and Artificial Intelligence for Sustainability' and the dates '22 & 23 March 2023'. Logos for the Bavarian Research Alliance, BAYHOST, and the Czech-Bavarian Agency for Higher Education are visible at the top of the event page.

Matchmaking

- Under the menu tab “**Your matches**”, Brella will show you the participants who best match your selection criteria.
- Under the **All attendees** tab, you will find all the participants registered on Brella.



The screenshot shows the Brella platform interface. At the top, there are three yellow star icons. Below them is the Bavarian Research Alliance logo. The main content area is titled 'Matchmaking' and contains two bullet points. The first bullet point states that under the 'Your matches' tab, Brella will show participants who best match selection criteria. The second bullet point states that under the 'All attendees' tab, all registered participants will be shown. Below the text is a screenshot of the Brella platform interface. The interface has a sidebar on the left with navigation options: 'EU CALLS FOR PROPOSALS 2023 ON...', 'Event Home', 'People', 'Resources', and 'Agenda 14.2'. The main content area has a top navigation bar with three tabs: 'Your matches', 'All attendees', and 'Bookmarks'. The 'All attendees' tab is selected and highlighted with a blue box. Below the tabs is a search bar with the text 'Search by name, title, ...' and a 'Filters' button. The main content area displays a list of participants. Each participant card shows their initials (NR, PG), a 'Suggest meeting' button, and a bookmark icon. The first participant card has a blue star icon and the text 'Bayerische Forschungsallianz'. The second participant card has the text 'Bavarian Research Alliance GmbH supports international consortia in applying for European research and innovation funds focusing on the Horizon framework. We are... continuously searching for competent partners in Europe in order to realise successful EU projects.' The third participant card has the text 'Hi! I would like to meet new people at this event.' The fourth participant card has the text 'Hi! I would like to meet new people at this event.' and 'Operates in: Europe'.



Matchmaking

- You can also **bookmark interesting participants.**

The screenshot displays the Brella platform interface. On the left is a navigation sidebar with options: 'Event Home', 'People', 'Resources', and 'Agenda 14.2'. The main content area is divided into three tabs: 'Your matches', 'All attendees', and 'Bookmarks'. The 'Bookmarks' tab is highlighted with a red box and a red arrow pointing to it from the top right. Below the tabs, there are three participant profile cards. Each card features a profile picture, a name, and a bio. The first card has a bio that says 'Hi! I would like to meet new people at this event.' and a 'Suggest meeting' button with a bookmark icon. The second card has a bio that says 'Bavarian Research Alliance GmbH supports international consortia in applying for European research and innovation funds focusing on the Horizon framework. We are... continuously searching for competent partners in Europe in order to realise successful EU projects.' and a 'Suggest meeting' button with a bookmark icon. The third card has a bio that says 'Hi! I would like to meet new people at this event.' and a 'Suggest meeting' button with a bookmark icon. A red arrow points to the bookmark icon on the first card.



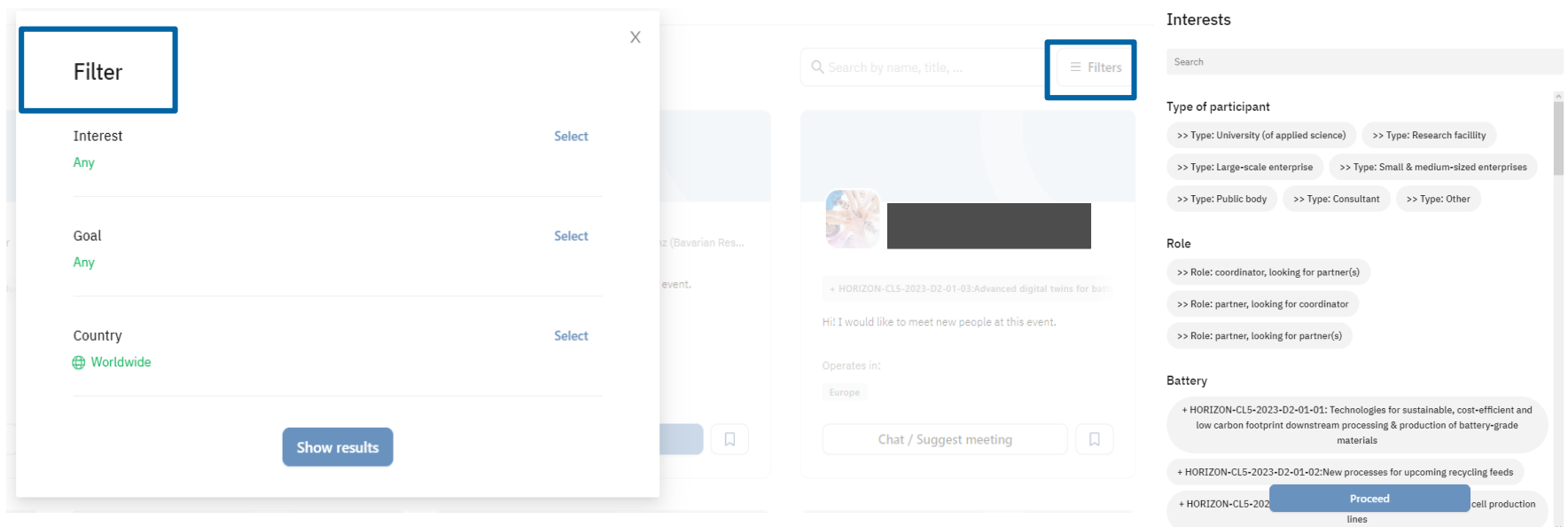
Matchmaking

- Use the **filters** on the right to search for **participants, organizations, or keywords**.

The screenshot displays a web interface for matchmaking. On the left is a navigation sidebar with options: 'EU CALLS FOR PROPOSALS 2023 ON...', 'Event Home', 'People', 'Resources', and 'Agenda 14.2'. The main content area has tabs for 'Your matches', 'All attendees', and 'Bookmarks'. A search bar at the top right contains the text 'Search by name, title, ...' and a 'Filters' button, which is highlighted with a blue box and a blue arrow pointing to it. Below the search bar are four match cards. Each card features a profile picture placeholder (a black square with initials like 'NR' or 'PG'), a name, and a description of an event. The first card has a 'Suggest meeting' button and a bookmark icon. The second card includes a 'Bayerische Forschungsalianz' logo and a 'Suggest meeting' button. The third card has a 'Suggest meeting' button. The fourth card has a 'Chat / Suggest meeting' button and a bookmark icon.

Matchmaking

- You can also **change your selection criteria** in order to find **other precise matches**.



The screenshot displays a matchmaking interface with a search bar and a filter dialog. The filter dialog is open, showing options for Interest (Any), Goal (Any), and Country (Worldwide). The search results show a profile for a participant with a search bar and a filter icon. The profile details include a search bar, a search bar, and a filter icon. The profile details include a search bar, a search bar, and a filter icon.

Filter

- Interest: [Select](#)
Any
- Goal: [Select](#)
Any
- Country: [Select](#)
Worldwide

[Show results](#)

Search by name, title, ... [Filters](#)

Search

Type of participant

- >> Type: University (of applied science)
- >> Type: Research facility
- >> Type: Large-scale enterprise
- >> Type: Small & medium-sized enterprises
- >> Type: Public body
- >> Type: Consultant
- >> Type: Other

Role

- >> Role: coordinator, looking for partner(s)
- >> Role: partner, looking for coordinator
- >> Role: partner, looking for partner(s)

Battery

- + HORIZON-CL5-2023-D2-01-01: Technologies for sustainable, cost-efficient and low carbon footprint downstream processing & production of battery-grade materials
- + HORIZON-CL5-2023-D2-01-02: New processes for upcoming recycling feeds
- + HORIZON-CL5-2023-D2-01-03: Advanced digital twins for battery production

Operates in: Europe

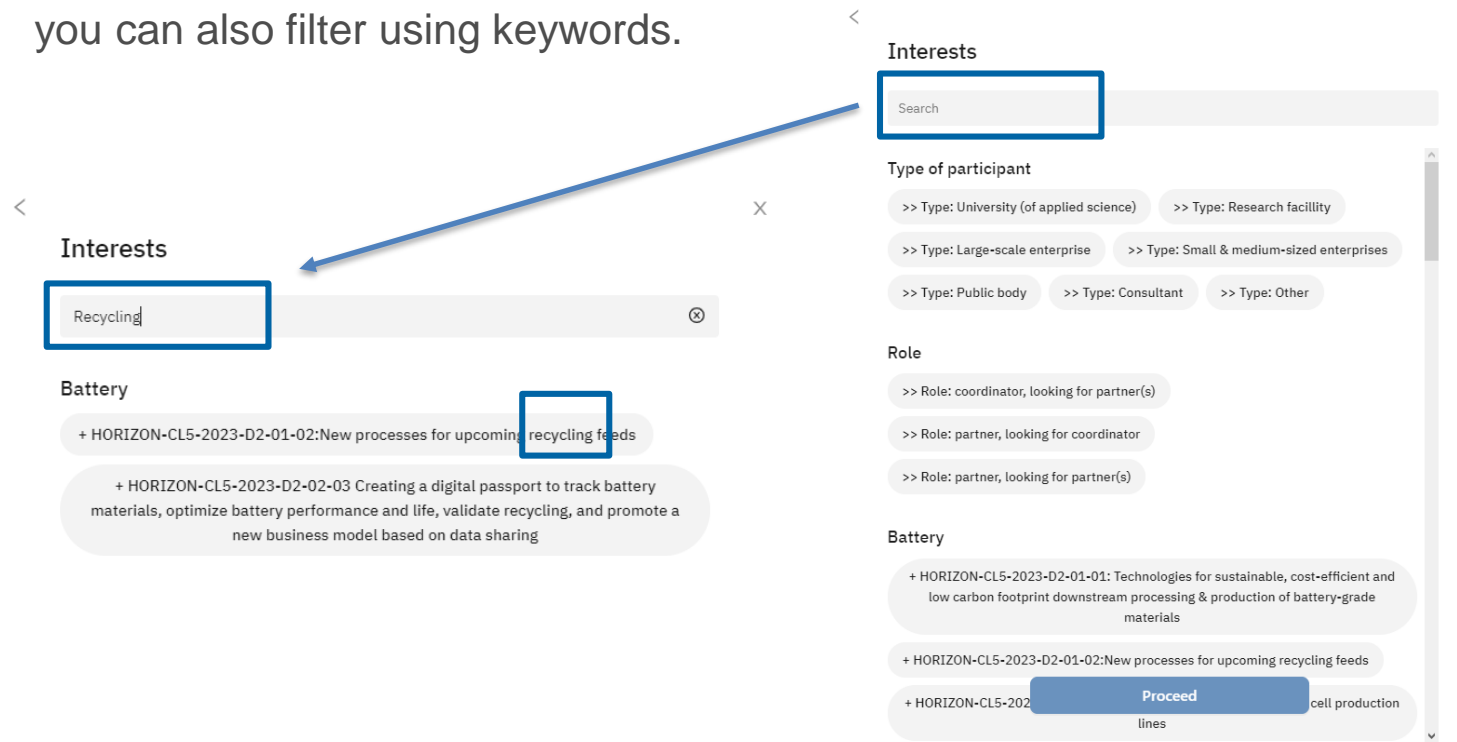
Hi! I would like to meet new people at this event.

Chat / Suggest meeting

Proceed

Matchmaking

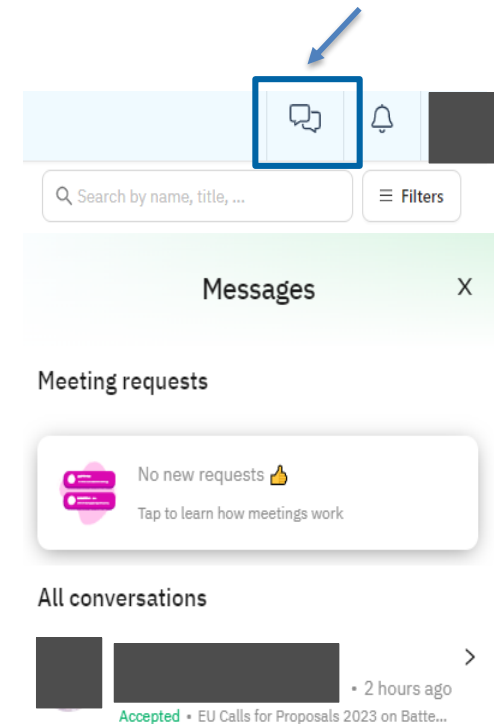
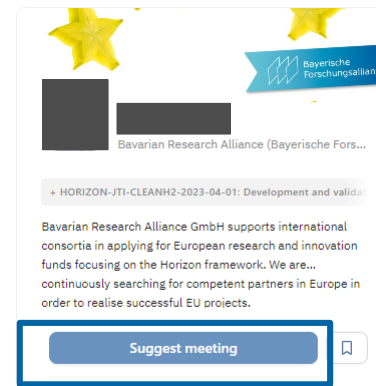
- In order to find relevant topics among the many available options, you can also filter using keywords.



The screenshot displays a web interface for finding research partners. On the left, a panel titled "Interests" has a search box containing the word "Recycling". Below it, a "Battery" section lists two project topics: "+ HORIZON-CL5-2023-D2-01-02:New processes for upcoming recycling feeds" and "+ HORIZON-CL5-2023-D2-02-03 Creating a digital passport to track battery materials, optimize battery performance and life, validate recycling, and promote a new business model based on data sharing". On the right, a larger panel titled "Interests" shows a search box and several filter categories: "Type of participant" (University, Research facility, Large-scale enterprise, Small & medium-sized enterprises, Public body, Consultant, Other), "Role" (coordinator, partner), and "Battery" (Technologies for sustainable, cost-efficient and low carbon footprint downstream processing & production of battery-grade materials, New processes for upcoming recycling feeds, cell production lines). A blue arrow points from the "Recycling" search box to the "recycling feeds" project topic. A "Proceed" button is visible at the bottom of the right panel.

Matchmaking

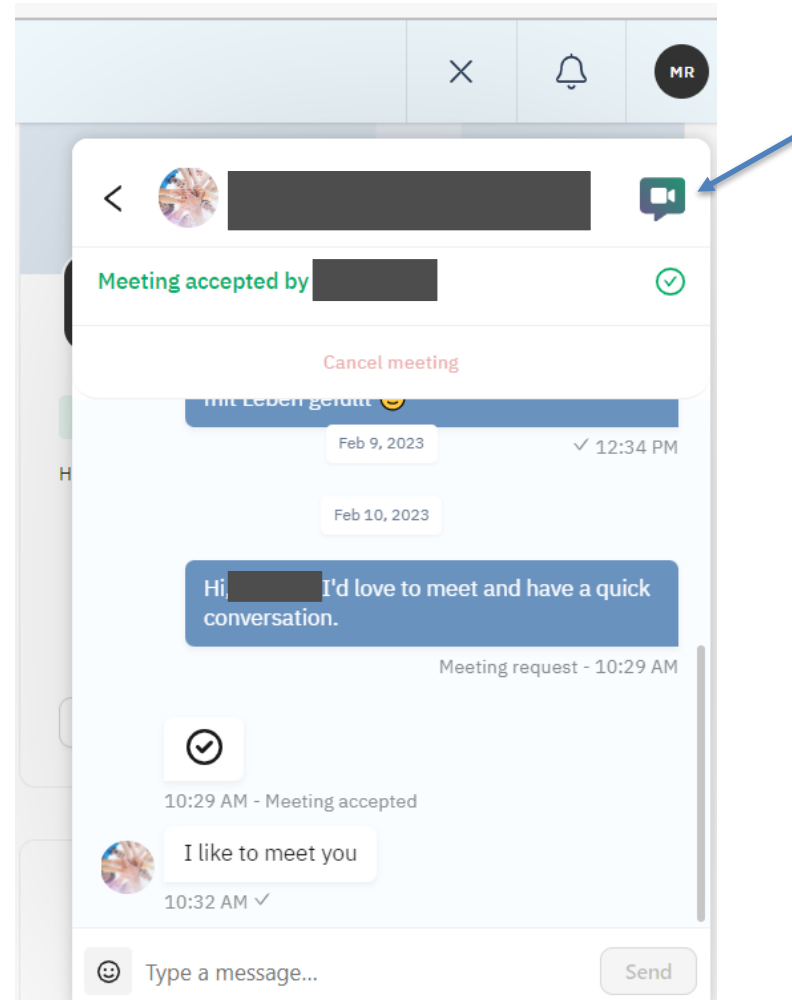
- Once you have found a **relevant participant**, you can contact him/her by **suggesting a meeting** * **and/or writing an e-mail**
- After the participant has accepted your meeting request, a notification appears in your **message box** at the top of the screen, and you will also receive an email confirming this.



*** Available until 5 September 2023**

Matchmaking

- If you open the chat with this participant, you will see a **video icon** at the top. You can click on it to start a video call with the participant who accepted your meeting request.
- You can **agree on a meeting time per chat or per email**. The video icon and functionality will always remain available in the chat if you want to use it at a later stage.





We wish you a successful matchmaking!
Please note: The Brella platform will remain open for you
until 28 November 2023!



1 Welcome 2 Profile 3 Matchmaking

Bavarian Research Alliance MSCA Horizon Europe

Workshop MSCA Doctoral Networks and Twinning:
Advanced Materials & Processes and Artificial Intelligence for Sustainability
22 & 23 March 2023

Welcome to
Workshop MSCA Doctoral Networks and Twinning

Dates Type Hybrid Event

To help you meet the most relevant people who can help you achieve your goals, let's first create your networking profile. Brella's matchmaking with artificial intelligence will then suggest people you may want to meet.

Get started